

Thompson town High School

Territory: Jamaica

Registration Number: 1001200397

Name of Student:

Expressive Form 1: Visual Communication and Graphic Design

Type of ArtWork: Package Design and Product Design

Theme: Music

Title: Water melon

Piece: #1



Description of the Process

The Design of the girl in the watermelon Jacket was drawn in the Photoshop programme on multiple layers, and then the image was saved as a PNG file. Followed by that, the same procedure was used to create the water melon designs and the music notes. The template for the package was drawn on coated Bristol paper and the Maquette was made using the paper. After planning out the design for the package, the sample of the jacket was stitched in calico fabric and afterwards the actual jacket was stitched with the green fabric. The designs done on Photoshop were printed on Crack and Peel paper for the package and heat transfer paper for the jacket.

The template of the package was cut into the board and the design of the girl was laser printed on the lid of the box. Followed by that, the crack and peel designs and stickers were organised on the package and the package assembled. Lastly, the same designs of the music notes and the girl were heat transferred to the jacket. The girl was placed at the back of the jacket and the music notes with other water melon slices were heat transferred all over the jacket.

Statement:

The artwork was influenced by the music genre and art style "Pop". The work of art clearly represents the Pop Art style, and evidence of this is presented in the whole character design of the subject. Water Melon is also the title of a song made by Harry Styles, which was a hit globally when it was released. Being a great appreciator of the musician, I was able to have a personal connection with the artwork. Considering that watermelon is also a fruit often grown, bought, and consumed by many within the Caribbean and other tropical locations; the concept is very much relatable and memorable.

The idea is to represent a modern-day youth who appreciates the fashion and taste of Pop art, music, and food. The design of the girl in the watermelon Jacket was drawn in the Photoshop programme. The template of the box was drawn on coated Bristol paper and the maquette was made using the paper. The patterns of the package were printed on Crack and Peel stickers; and board, with then compiled sticker designs was assembled into the adjustable package for the watermelon. During the heat transfer process with the ironing board, the prints came off on the fabric leaving, a white impression around the prints.

For the Maquette of jacket that was made first, the patterns and printed designs were needed first. The Package design was digitally drawn within the photoshop program and printed on a larger scale heat transfer paper, then it was added to the jacket afterwards and ironed for the design to stay on the fabric.



Thompson town High School

Territory: Jamaica

Registration Number: 1001200397

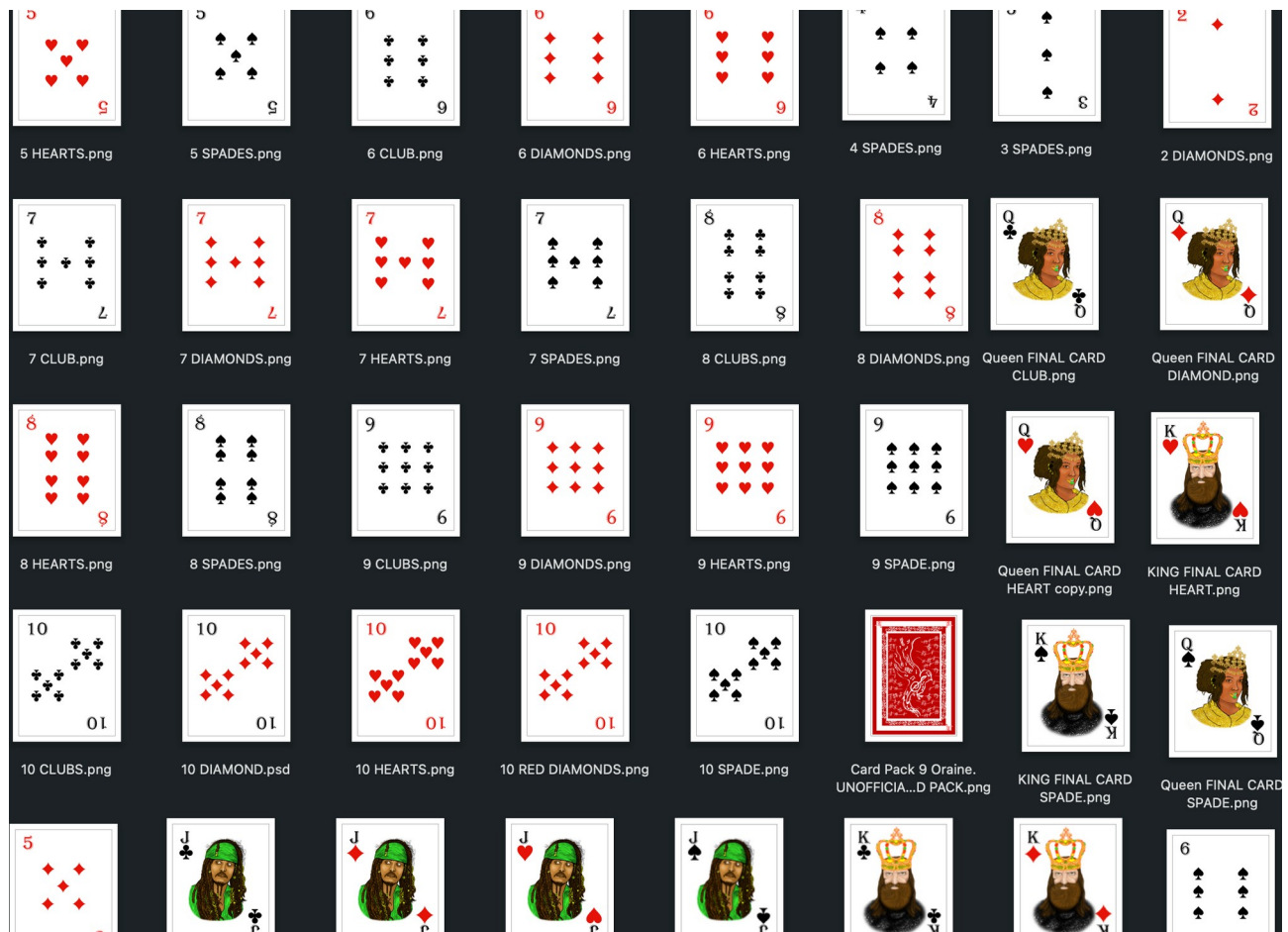
Name of Student:

**Expressive Form 1: Visual Communication
and Graphic Design**

Type of ArtWork: Deck of Card Packs

Theme: Music

Title: Gambling with Music



Piece: #2

Description of the Process


The idea for the card pack was very hard to put together. Throughout the initial stage of the work, I began working on the back of the card-pack, researching patterns and symbols based on the overall theme music, while referencing art movements and art periods recommended by my teacher. The idea of the bird was influenced by a clip art that I found on google. Seeing that I did not want to redraw the artwork exactly as how it looked, I decided to appropriate it. I really like the “S” music symbol (treble clef / turn/ gruppetto). Since, the body of it has a full round shape, I thought of using it for the body of the bird, then I Realised that I still had to put patterns and other designs around it. So, I started to use lines and other music notes to create the appearance of movement.

Baroque, Pop Art and Symbolism were my main point of reference for the card pack. If you look closely to the back of my card pack, you can see a baroque pattern repeated around the corners of it. My teacher recommended this pattern, I was not sure why, but she mentioned that it adds a certain elegant and simple look to the work. Followed by that process, was the drawing of the queen. The Crown of the queen gave me a really hard time to design, because similar to the back of the card pack the patterns would not line up, look right or would overlap where it should not. The skin of the queen was another challenge, because the smudge tool was causing the laptop to freeze and lag behind. Eventually, I got the queen done and moved on the sketching the design for a king in my drawing book.

I was not sure how to design the king as yet, so I moved on to designing the Jack. The idea of the Jack came from Jack Sparrow from the pirates of the Caribbean. Seeing that my whole artwork is based on music in the Caribbean, and Johnny Depp is a great fan of Caribbean music such as reggae, I decided to use him. In addition, the title of the movie itself, along with the theme music was an added bonus to the reason why I decided to draw him for the character of Jack. Caribbean colours, dread locks, dark brown, red, yellow, green, black and gold, were the main things that I wanted to add to each character in the card pack. Afterwards, I re-used and edited symbols used on other card packs and used the Algerian font style when I was adding the numbers to each card pack.

Statement

My artwork was influenced by my personal attempt at realism, pop art, symbolism, and baroque art. I was not sure how to name the artwork, but seeing that card packs are not only used for entertainment like regular games and are also used for gambling, I decided to give the artwork that title. Gambling with music. Johnny Depp's character, Jack Sparrow in the movie Pirates of the Caribbean is also known, to have the characteristics of someone who likes to play games, a great music fan and a gambler, which is why people are always chasing him, because of something that he did. The theme song in the movie has a very happy and energetic mood to it, and because I really like the idea of it, I tried to add the same emotion of the characters in the movie to my card packs, while I focused on the Jamaican colours and dread locks. The overall message in the card-packs as it relates to emotion, is "we do not really know a person's true feelings at times when they are gambling, but at times music can help to show a person's true feelings". I can see where I made great improvements with colouring while working on the artwork, even though I was frustrated throughout most of the process. But, If I could learn how to add more emotion to the characters when I was doing the work, I think that it could have added more value and welcoming feeling to the work.



Thompson town High School

Territory: Jamaica

Registration Number: 1001200397

Name of Student:

Expressive Form 1: Visual Communication and Graphic Design

Type of ArtWork: Colouring Book

Theme: Music

Title: Colouring Book for Teens- Musical Colours Limited

Piece: #3

Description

The artwork is a warm coloured digital drawing of a female subject who is within the foreground of the design. A silver microphone on a stand is positioned within the mid-ground and the background of the image has one flat yellow colour. At the top right hand and left hand corner of the book cover, there are white lights reflecting down towards the centre of the subject. The main subject is wearing a textured material that looks similar to a robe or coat. The value scale on the jacket transitions from the front of where the character is positioned towards the rear section of the character. The use of the different colours created a gradient of warm tones and visual textures.

The colours that were selected complimented each other. The dark colours on the rear section of the character, created a nice contrast with the background. The smooth versus the fluffy texture also aided in creating another strong sense of contrast. The thick lines, presents the illusion of movement, as if the fabric is flowing, and the straight lines on the grey-scaled microphone should

let the viewer think that the object is still, even though it is leaning towards the mouth of the subject. The paint brush that was used on the subject which is a digital work influenced by a photograph of the Caribbean singer Rihanna.

Statement

My artwork was drawn in the photoshop programme, with a photographic reference of R and B musician Rihanna to the side of the screen. The artwork as a whole is a sample of a colouring book titled, Musical colours limited. The pages of the artwork shows a simple outlines of characters within a musical scenery on different pages. The references for the pages were taken from acquaintances that took pictures and made videos themselves.

The colour scheme was inspired by the original photograph. Based on my personal view and concept of the artwork, the musician's has a very confident characteristics. Her whole pose states confident and proud. An impressionism approach with using a textured paint brush was attempted, meanwhile the skin of the musician was painted with a smooth paint brush, that is blurry out at the end. The background was painted with a flat solid edge paint brush and a mixture of other brushes were used to add lighting to the rest of the artwork. The opacity of the various brushes were adjusted in order to have a variety of layers overlapping each other to create the illusion of form and depth.

Thompson town High School

Territory: Jamaica

Registration Number: 1001200397

Name of Student:

Expressive Form 1: Visual Communication and Graphic Design

Type of ArtWork: Event Poster

Theme: Music

Title: Reggae Jammin Festival

Piece: #4



Description:


The artwork is a combination of cool and warm shade of colours. The Guitar in the foreground has a colour scheme that is used to represent the Jamaican culture. Other elements of the work presents things associated with the Jamaican culture, such as the ackee Fruit, banana fruit, the hibiscus flower, and vines wrapped around the guitar. The mid-ground of the artwork shows a red brick wall with the shadow of the guitar overcast on one section. The poster is similar to infographics. The poster shows the address of the place, which has a strong connection to the title. Who will be attending the event, the date of the event, who will be performing at the event and the time of the event.

Statement:

The poster is based on the theme Festival, under the title Reggae Jammin. The emancipation park is a national landmark of Jamaica. This location is a popular spot for locals and tourists to visit in the urban location of Kingston. The brick wall represents the architectural structure of Jamaica and the colour scheme of the guitar represents the culture of the reggae music genre. The artwork was made in photoshop in different files and then they were put together after in one photoshop document. The composition of the elements were arranged and the fonts/ text were added after.

**Thompson town High School****Territory:** Jamaica**Registration Number:** 1001200397**Name of Student:****Expressive Form 2:** Painting and Mixed Media**Type of ArtWork:** Painting on Glass, glowing paint and Acrylic**Theme:** Music**Title:** Afternoon Jazz**Piece:** # 1**Description:**

The Artwork initially started off with simple shapes for the background. The aim was to have a radially balanced scene with a combination of silhouettes for the background. With Contrasting colours the whole aesthetic of the artwork seem to be unified and complementary. The components of the artwork transitioned from circular shapes, to irregular triangles, to organic shapes and then to the representation of organic forms. The Main subject within the artwork was an attempt to combine pop art and an attempt at realism. The main focus of the whole artwork was to use shapes, colours, space and tones to create dimension on the artwork. Most of the transparent glass was covered in acrylic paint, then the glowing paint was coated over and over on the glass. Due to the fact that the glowing paint kept changing the lighting details on the glass, especially the half white and extremely light reflections; some of the details were unintentionally modified. The beaded bracelet on the man's hand was painted with small dots, so we are able to see through the glass. Another area that we can see through is for the mouth and the handkerchief that is tied around his head.

**Statement:**


The intentions behind Afternoon Jazz was to create an experimental mixed media artwork. Considering the typical surfaces used for painting were paper and fabric canvases, the aim was to think outside of the box. I admire night sceneries, dark colours, brightly lit settings and music. So, my thoughts were to find a way in which I could combine all of the following. Richard Nattoo, the Jamaican Painter and musician who travels and makes art within different countries likes to work with lights, faded imagery, and dream-like concepts.

His works make the audience feel as if they are walking into another dimension, and his works also lets the audience feel a rush of nostalgic feelings and re-minis. In 2014, he created an etched/ engraved drawing on panels of transparent glass, then he added green and blue lights beneath the work so the colours of the light would shine through all pieces. As the lights shine through the engraved drawings, the overall work of art seemed as if the work was drawing with light. The title of this artwork is called “A Pious Germination”.


Using the acrylic on glass and the glowing paint on the acrylic was a challenge, because not only did the glowing paint change the colour, it also changed the texture of the work. In addition, knowing the true colours and result of the paint before it was dry was impossible. Despite the challenges, I felt relieved and satisfied when the work was done.

Richard Nattoo – Athena’s Oculus (2015)



Reverberations of the Silent Echo




Nattoo- A Pious Germination (2014)
Richard Nattoo- The Odyssey (2014)



Richard Nattoo- Oblivion (2015)
Blacklit - The Conference Room 2014



Richard Nattoo-



Richard Nattoo- Fragility Part 2 (2019)



Richard Nattoo- Blacklit – Distance (2014)

Thompson town High School

Territory: Jamaica

Registration Number: 1001200397

Name of Student:

Expressive Form 2: Painting and Mixed Media

Type of ArtWork: Oil Painting and Assemblage

Theme: Music

Title: Mystical Music

Piece: # 2



Description:

The artwork is an oil painting that referenced the pop art and realism art style. The A-symmetrically balanced design has two trees on either side of the artwork. The work consist of mainly lines, organic shapes and forms. The value scale added value to the trees the skin tone and the illusion of light on the leaves in the trees. The work of art also referenced the surrealism art

style, with the imaginary/ dream-like character. The female is framed within the center of the artwork. The scale and the colour of the character made her the subject of emphasis. The work also shows a sense of isolation, because she is in a secluded location that is surrounded by trees and greenery.


Her only company within the image is a small yellow and black bird which is in contrast with the large scale female. The reference for the artwork came from the visual artist Taj Francis and Richard Nattoo. “Tenfold-Vibes” which is a series of vibrant illustrations focused on Caribbean aesthetic. “Wake”, “Distance”, and “Ian” under the series Lucid Moments inspired the oil painting. The Feathers, were sprayed in Rastafarian colours and the locks of the female are thick long curvy lines of green. The locks slowly transition into green vines as they wrap around the tree.



Taj Francis: Saturn Silk Series Part
Canvas



Richard Nattoo- Distance. Watercolor and Pen and Ink on



Richard Nattoo- WAKE

Watercolor and Pen and Ink on Archival Paper, 24 x 36
inches



Richard Nattoo- “Ian” water colour life-size painting, which also a continuation of a character that he designed and wrote a children’s story book based on. (2022)

Statement:

The concept of the artwork focuses on how we use the sounds of nature as our melodious music that places us within a peaceful mood. In doing so, we become one with nature. When we are not able to be within a physical space that places us in a safe space of solitude, we usually lean towards the usage of any musical device or gadget. This is why the CD’s were used as frames to border the artwork. Just like the picture frame, music is the foundation and framework of individuals, everyone with a good sense of hearing values music. Reason being music has a wide range of genres that appeal to each audience and their moods and personal preferences at different stages in their lives. Listening to music lets us transport to wherever we would like to be in our minds. Music inspires, heals and supports. In conclusion, music is a natural part of life, which is why the vines symbolise that the female is merging with the trees in nature and bonding with the birds.

Thompson town High School

Territory: Jamaica

Registration Number: 1001200397

Name of Student:


Expressive Form 2: Painting and Mixed Media

Type of ArtWork: Music by the seashore

Theme: Music

Title: Mid-Night Jazz

Piece: # 3



Description:

The artwork is a three dimensional painting. The female figure and the saxophone is made up of screws, while the background is made up of silver glitter. The borders of the artwork has, a strip of LED (light emitting diode) lights of different colours interchanging lights around it. The female has dread various shades of dark tones for her dread locks. The tam/ beanie on her head is in Rastafarian colours, which are red, green and yellow.

Statement:

The references for the artwork came from: Jazz, bell foot blouse and pants, disco, and Reggae. So, the concept of the artwork focuses on **Reggae Jazz**. The approach of using the screws to create the painting was very interesting, yet frustrating, because it took a lot of screws and effort on the wrist to screw in the design at different heights and angles. The screws, also were very hard to get access to due to the various length and price. The work on a whole became very heavy afterwards. The foundation of the painting was done in gold paint at first, but the final work had on silver paint on the borders and at the back, initially I thought it was a good idea to use the silver paint, since the glitter was silver. But, it did not give off the same glossy and shine effect as the gold paint, because it was not actual gold paint, but gold glaze, which is used for ceramic/ clay artworks.

The artwork turned out really good despite my doubts about it when I just started working on it. I believe that the concept of having a light interactive artwork like Richard Nattoo, adds aesthetic, value and emotion that the viewer can have a memorable feeling about.

Thompson town High School

Territory: Jamaica

Registration Number: 1001200397

Name of Student:

Expressive Form 2: Painting and Mixed Media

Type of ArtWork: Relief Acrylic and Assemblage Painting

Theme: Music

Title: Music by the Seashore

Piece: # 4




Description:

The artwork is a relief painting with textured surfaces throughout each visual element. The overall artwork started off with cool colours in the initial, but it slowly got darker and darker as time progressed. The girl in the painting is dressed in semi-formal clothes, these include, a yellow blouse, blue jeans, a red and green sneakers and her test glasses. The light is reflecting on the right shoulder and on the jeans pants of the female. The Shadow falls on the sand, and on other parts of the female. Sponge was used to give the cloudy effect within the sky and a variation of blue tones were used to paint the background before the coconut trees were finished. There are a variety of cool tones of blue and green, and warm shadows of brown, black and grey. The progressive size of the trees from the background to the foreground of the A-symmetrical design, added depth and visual space to the artwork. The sun is shining from behind the trees, which is why the lighting is on the left side on most of the trees, the female and the ocean.

Statement:

The artwork is a representation of a Caribbean setting. Within the initial stage of the artwork, the designs were drawn on the canvas after creating a series of live sketches and drawings with a female holding a guitar in different positions. Later on a photograph from a magazine was referenced. Sponges, paint brushes, small pieces of plastic and sticks were used to paint. Sand was glued down to the canvas and then the colour of the sand was changed. The whole painting had very light tones in the initial stages. I realised that over time, as I worked on the design, how long I worked on it and my mood throughout those timelines affected how the painting was done. The aim was to create a relief painting on canvas. In doing so, I was able to create visual and tactile texture. So, the guitar felt smooth, while the trees and the sea felt rough.

The purpose of the girl visiting the beach, is for her to play her music in harmony with the sound of the waves and wind that is blowing through the trees. The beach has no-one but her on it, which is why she looks comfortable meditating to the wind and her stringed instrument on the sand. In conclusion, the work is about how peaceful solitude, music and nature can be.



Name of Artist: Michael Talbot

Categories/ Expressive Forms:

Graphic Design and Painting and Mixed Media

Expressive Form: Visual Communication and Graphic Design

Theme: Music

Title: Lady Sings the Blues

Description

The A- symmetrically balanced illustration presents a character that is positioned to the right. Surrounded by cool colours and a juxtaposition of curved and straight lines within the background. There is a slight contrast of cool and warm tones, as the light source shines from the top right-hand corner of the artwork. The character has a loose afro with the light shining at the top, resulting in the shadow transitioning at the bottom of the hair and the face. A light streak of white gracefully flows along the side of the character's face. Two large golden loops dangle from the ear of the character, so large that they hang slightly above the shoulders. Then again, the light source is seen on the skin of the character wearing a semiformal outfit that seems as if it is a dress.

Another transparent material lightly flows and floats around the waist of the character. Meanwhile, they are simultaneously attached to a pair of jewellery that is on the left and the right wrist. The hands of the character holds a grey metal shaft positioned diagonally towards the mouth, with a cuboid form that appears round at the top and the bottom. Dark incisions are within this grey object, which gives the appearance of a microphone. A variety of white, light blue, pink, aqua green, and blue lights are shining in the background, at the top of the afro hair and on the back of the character. Due to the style of the low cut fabric, a large organic shaped wing design seems to be tattooed on the back of the character.

Since the character is standing to the side within this isolated scenery, only the left side of the character is emphasised. An organic triangular shape is visible at the chest area, the entire left hand is visible, while the right hand is partially visible. Thick rectangular lines wrap around the upper limb on the left and on the wrist of the right hand. The shape at the chest, small waist, broad hips, long lashes, red glossy lips and nails present the overall image of a female character.

Analysis

The digital illustration titled "lady sings the Blues" shows a female musician, who seems as if she is crying while singing. The clean, smooth, and simple colours of the digital artwork make it easier for adjustments, so it can be presented and printed at almost any scale. The style of the artwork has a strong connection with that of pop art, with the bright flat colours and the simple details of the character makes it appear cartoon-like. The digital painting has a combination of blue, purple, gold, brown, and yellow. The split-complimentary colours are juxtaposition in an aesthetically pleasing composition. The cool colours within the background of the artwork are dispersing from the right in an a-symmetrical yet radial balance of geometric shapes. Thus, leaving an abstract pattern.

The mid-ground shows the purple transparent fabric flowing around the body of the singer. The curving lines added to the fabric giving illusion of movement. Finally, for the foreground, we are able to see that the structure of the singer is an organic form filled with mostly curved lines. The texture of the hair looks "Afro", because of the rigid, jagged and tightly curved lines. The hair also looks light and weightless as it hover over the face and the neck. It is evident that the artist used a variety of smooth, flat, and transparent digital brushes to create the piece. Which is why some layers are visible over others, like the glowing effect; meanwhile, some of the other sections have solid colours and sharp lines.

Interpretation

The colours within the artwork has an overall calm, but playful scenery that invites the audience to gaze at it. As the viewer gazes at the cool welcoming colours, it becomes evident that the artwork is not all jovial and enticing but more along the mood of appearing sad and gloomy. The emphasised subject seem as if she is crying, as the tears roll down her cheek and her lips are perked together. It seems as if the musician is singing a sad or very emotional song. Within the Jamaican setting, blue represents peace, sadness for example, when a person is feeling blue. When designs for peace day are being done, we can see blue designs with white doves and green leaves.

Meanwhile, purple represents nobility, ambition, power, and pride on a global scale. Within Jamaica, purple is also used to represent death and bad omens, along with white and black. The green winged tattoo on the females back signifies that she is ready to soar beyond her limitations. The light shining on her afro appears to be god blessing her from above. Though the spotlight and glimmer of light is glaring throughout the work, it brighter on the subject in the work. The artist referenced a Russian, born American Musician. Her genre of music reflects that of alternative and indie. Some of which sound extremely calm and melodious. On the other hand, the artwork itself, takes on a more afrocentric aura of the blues music genre.

Judgement:

The artist stated that his aim was to create a cartoon-like digital illustration, which was influenced by the musician Regina Spektor. Even though most of his artworks reference realistic images and animal subjects. His goal in attaining that art style of a. Cartoon subject was achieved. The title "Lady sings the Blues " is evident and clearly reflected within the artwork. We are able to see an illustrated representation of a lady singing with a microphone within her hand, the blue background also ties in with the colour blue, and the afro which is often worn by musicians and those who take pride in showing off their roots and connection to the genre "Blues"



Description

The A-symmetrical balanced illustration presents a character that is positioned to the right. Surrounded by warm colours and curved and straight lines within the background. There is a vibrant contrast of warm tones, as the light source brightens the whole art piece. The character is represented in a dark silhouette wearing a dark blue bag. A variety of white, violet, tan, dark blue and purple stars are shining in the background that contrast very well together. The character is positioned to the centre right in this vast open scenery. The shape of the back, broad shoulders, wide hips can give you a feeling of how the character is portrayed in the art piece.

Analysis

The work of art seems to be a combination of abstract art, symbolism, and surrealism. The artwork takes on a watercolour effect, which was designed and edited in Photoshop. The different parts of the work seem to present the appearance of a collage. These said parts strategically arranged give off a surrealism and dreamlike appearance. The foreground of the artwork shows monumental sizes of instruments and globes of three planets.

Interpretation

I believe the artwork is about transporting into various planes and planets with the strong influence and pathways to music. It does not matter where or who you are, everyone has a magical connection towards the road of music. I believe that the artwork is showing that when we listen to music, we transcend into the world of music.



Description

The illustration presents a character that is positioned to the centre of the art piece. Surrounded by cool and warm colours and there are a lot a strait and jagged line with in the background. There are a bun dance of vibrant warm and cool colours as the lighting shines around the corner of the art piece. The character strait curly hair why bounces of the surface of the hair why the shadow covers the dark tone of the hair. The background as a nice colour palette. The trees seem's to have a rough bamboo like texture.

Analysis

The digital illustration titled "Andrea del Pilar" shows a female musician, who seem as if she is smiling while playing her instrument. The hazy, blurry and interesting colours of the digital artwork make easier for it to be printed. The digital painting has a combination of photo realism and blue, yellow, purple, red and green the split-complimentary colours are juxtaposition in an aesthetically pleasing composition. The cool colours within the background of the right in an A-symmetrical yet radial balance of geometric shapes. Thus leaving a jagged pattern. The foreground, we are able to see that the structure of the musician holding a guitar. It's is evident that the artist used a variety of smooth, flat, and transparent digital brushes to create the piece. Which is why some layers are visible over others, like the glowing effect. Meanwhile, some of the other sections have solid colour and sharp lines.

Interpretation

The album cover presents a mystical background with light water based colours. The photorealistic artwork has a good contrast with the dreamlike and surrealism trees. The cloudy transparent colours are very bright and has a combination of cool and warm colours. The female has a light skin tone with straight hair flowing down to her shoulders. Her sleeveless blouse and jeans pants indicate that she is in a casual setting. As she rests her elbow on her guitar which is hanging around her neck, she is smiling. It is evident that she is a musician and music makes her happy, because she is smiling as she bites one section of her lips. The mystical appearance of the album cover to me looks

as if it is supposed to lure people towards it or be interested in looking at the music and listen to the music.



Description

The illustration presents a character that is positioned to the centre of the art piece surrounded by cool colours and there a lot of abstract lines in the background. There are a variety of cool colours as the lighting shines on top of the artwork. The character as short nappy hair has the light bounces of the top of the hair. The background as a nice dark cool tone as the light bounces of the surface of the objects in the artwork. The trees seems to have a rough jagged texture and has water bounces of the surface of the water.

Analysis

The illustration is titled "Ian" shows a boy whose holding a rabbit while sitting in front of a lake. The cool fuzzy colour in the background makes the painting easier for the viewers to focus on the character in the foreground. Most of the art work consists of monochromatic and surrealism. The cool colours within the background of artwork give the painting a relaxed tone to the painting. The trees seem to have a wavy and abstract texture. The mid ground seem to consist of bright fire flies and dark reflective water as the moon light bounces of the surface. The is shown a boy holding a rabbit in this dark setting while light bounces of his skin he's also wearing a striped shirt while sitting on a rock and his feet are submerged in the lake.

Interpretation

The artwork reminds me of Alice in wonderland and how she followed the rabbit into the rabbit hole, next thing she new she was in a strange fantasy land. So, in my point of view this work has a whole idea of fantasy and adventure idea to it. to the artist this work is a more detailed painting of his previous work titled "Ian takes flight", which is a children's fantasy story book. The artist spoke about how the boy went to visit a relative, but on that family vocation he followed something, while climbing a tree and it lead him to this magical place where, he went on an amazing journey. Personally I believe the artwork is about one's self within this nostalgic, yet dream-like place with the cool colours, water and animal. The trees and the small white lights look like fire flies in the background. The face of of the boy does not seem happy, sad, or worried. He looks as if he is okay being in this quiet forest of solitude.



Description

I am seeing 1-8 subjects 4 of which are representing the contrasting colours in the artwork. The style of the artwork has a two dimensional style, but the lighting and the shadow, added depth and the illusion of form to the characters and the objects. The straight edged lines and circular shapes for the blue and pink transparent lighting complements the solid colours that the characters are wearing . The curving lines for the female's hair shows that she has smooth soft hair. Meanwhile, the rigid lines of the elderly man's beard shows that the texture of his hair is coarse. The Mean in the background are wearing a warm green colour on opposite sides of the elderly man, who is dressed in a neutral brown colour, which is clothes to tan. There are geometric and irregular forms representing the musical objects, such as the drum set, the bass and piano. The background of the artwork shows an A-Symmetrically balanced design. At the foreground of the work. At the foreground of the artwork, we are able to see that the heads are closer to the eye, because the size of the heads appear larger and closer. The overall style of the artwork, represents Pop art, hence the illustrated cartoon effect and font styles in the background of the stage.

Analysis

The artist apparently references the art style of pop and realism. Hence, why the characters are doing activities that we would expect from a normal individual. There is proof of this, where the proportions and compositions of the characters and the objects are accurately drawn to scale and function. The work of art was drawn digitally in photoshop and referenced real-life subjects.

Interpretation


I believe that the artwork is about music and dancing, because of the instruments, and the character being emphasised on in red on the stage. The instruments being portrayed and the outfit of the performers and the audience seem as if they are within a semiformal setting, that looks like a restaurant and party scene. I believe that the overall genre of the song is representing that of Jazz, because of the elderly man playing with the bass instrument.

What do you recommend for an individual like my self who would want to become successful with the field of visual arts? [i would recommend if you want to be successful in visual arts is what ever you want to pursue in this field of work is to word hard and if you want your work to be popular is to try spreading it to your friends or family.

My Artist Statement Artist Statement


Picture of yourself

As an upcoming artist, I devote my a lot of time creating artworks that reflect the way how music effects use in our daily lives. Situations that effect our life's journey towards development, education and other prospective goals that inspires hope, all of which are explored through art making. The aim of artworks of are to influence both myself and the viewer to make a difference within the lives of the way music affects there every day life. My artworks are to publicly promote people the way music affects people in there every day lives.



Comparison art work: Rihanna

There both wearing a yellow dress in but in his artwork his character is singing surrounded by dark light but in my artwork my character is posing surrounded by bright yellow and orange lights. You can see there dresses are both have a flowing wavy motion but the difference is that part of her dress is transparent.



Comparison artwork: Midnight jazz “by Me” Moonlight Mellows “by Michael Talbot”

Similarities: The art works are both being represented in a night club setting surrounded by dark lights there representing music and there both have a variety of light and colours.

Differences: His art what made on his computer in a digital drawing software while my was made out of screws, paints, board, glitter and LED`s his artwork has more than one subjects while mine only has one and his characters are playing more than one instrument while my art piece only has one.



Comparison artwork: Mystical Music “by Me” versus Ian “by Richard Nattoo”

Similarities: The artworks are both being portrayed in a forest setting surrounded by trees and lots of lush greenery/ nature based things. The artworks both have animals and there both sitting in the centre of the art piece.

Differences: The artworks is that his art is portrayed in a night setting while mine is settled during the day his character is surrounded by fire flies and abstract trees and green water while my art piece is surround by lush green trees and plants and the sun rays are peeking through the leaves and the artist character is sitting on a stone while his/her feet is submerged in water and mine is sitting in tall grass underneath tall veiny trees.



Michael Talbot- Artist Biography

Growing up in Jamaica, Michael had always had a strong desire to inspire and speak to others through art. In 2012 he left his home country to live in the United States and began pursuing his artistic dreams doing Illustration, Graphic Design, and Animation, and has since been working as a Boston-based Freelance Artist on a wide range of projects, murals, exhibitions, and showcases.

Three of Talbot's 'expressions' got the attention of judges for the Writers and Illustrators of the Future contest. He is among 24 promising artistes and authors who will be recognised this evening during the 30th L Ron Hubbard Achievement Awards, scheduled for the Wilshire Ebell Theatre in Los Angeles.

The former Ardenne High School student attended the Lesley University College of Art and Design in Massachusetts where he majored in graphic design and illustration. He was among 12 illustrators from Egypt, Japan, Mexico, Portugal and the United States selected for the 'Achievement Awards'. Talbot submitted three of his works for consideration. It won him US\$500 and a trip to LA for five days of workshops and the awards ceremony. "It's a surprise, I really didn't think I would have got this far. A self-portrait and a painting inspired by singer Brandi Carlisle's song, Before It Breaks, are two of the pieces Talbot submitted.

Michael believes that all art is inter-connected in some facet; informing, complimenting and/or enhancing each other. And although his passion and interest for storytelling is forefront in his practice and craft, he tends to draw from his knowledge in as many areas of study as possible to help strengthen this process. Whenever possible, he uses his rich cultural background from his early life in Jamaica to infuse, improve, and “season” whatever project he tackles, often mixing both digital and traditional media.

Artist Statement of Michael Talbot

“I don’t see myself as anything more than the typical artist who enjoys his craft and seeks to make an impact on someone’s life. With all that is going on in the world, I acknowledge that it is necessary to have a chorus of voices bringing light to what is important and what us as a people will always need: unity, justice, and love. However as a visual artist, my desire is to be the voice that soothes, inspires, and motivates others to ponder their individual wonders of life. Through my art, I seek to be the light that helps others to look forward and look beyond what isn’t going right at the moment — to provide some solace in a state of unrest, leaving everyone who sees it hanging in the balance of reality and wonder.”

Interview of Michael Talbot

1. What materials or tools in painting do you use mostly? (if the question applies to the artist)

As mentioned, my work is constantly in flux and changes with the project I'm currently working on, but I'd say my current work tends to be on wooden panels using acrylic paint and paint markers.

2. What kind of Graphic design and painting tools do you use in art?

In addition to the material previously mentioned, I use the Adobe Suite for whatever digital projects I'm working on.

3. What programmes do you use to aid you in your creative process?

Adobe Photoshop and Adobe InDesign

4. Who are the various Visual artists that have influenced your artworks thus far?

Alphonse Mucha, Richard Nattoo, Loish

5. What other avenues influence your artistic concepts? (Politics, Dance, religion, Music, Love, Death, Family...etc.)

Currently, my work tends to span a variety of subject matters, but in general I'd say my work focuses on telling stories at the very basis of it all. I tend to avoid creating art centred on politics, race and racial issues, poverty, and a variety of other negatively charged topics.

6. In what condition, emotional state and place are you in when you get more creative?

A lot of my work currently is commercial, so regardless of my mental state there's is a level of productiveness I need to maintain even if I'm not in the mood. As such I've tried to not attribute my art creation with a specific mental state or emotion so that I can maintain a baseline of productivity in most situations. The exception to this is simply keeping in mind whatever topics or concepts I'm focusing on for each project as I am working.

7. Where have your artworks been presented?

I've held a number of solo and collaborative showcases and exhibitions both in Jamaica as well as in the states. Cafes, restaurants, breweries, galleries, as well as on the walls of various businesses.

8. What are your artistic achievements?

I've published 7 books, participated in a total of 11 exhibitions/showcases (6 of which are solo shows), completed 5 large scale murals, taught animation and illustration at the college level, I was also a one of 12 winners in an international art competition titled "illustrators of the future".

9. Which Visual artist(s), business or person have you networked with?

Nike, Nikki Minaj, Google, Richard Nattoo, Spilsbury Puzzles, Panic at the Disco, Artists for Humanity, Boston Children's Hospital, Kaz Oomori, Juan Travieso, Museum of Fine Arts (Boston), National Gallery of Jamaica.

10. Do other cultures influence your artworks, if so, what are they and what about them, do you find interesting?

I wouldn't say there are any direct influences or intentional overlaps, but the way I work I'm constantly looking and analyzing everything I see and figuring out a way to incorporate different elements into my work. So there's a possibility there are a lot of other cultural influences that I'm not consciously aware of.

11. Is your art style and concept different when you are in other countries versus Jamaica?

The short answer is no. I try to maintain my artistic voice and style regardless of where I am. The only variation or difference is if/when I'm working on specific projects for clients, they would have their own topics of focus, but that doesn't change my choice or preference of how I create my art.



Richard Nattoo- Artist Biography

Born in Spanish Town, Jamaica to a shopkeeper and an auto mechanic in 1993, Richard Nattoo has always had an interest in colour, texture, form and shape. Lacking positive outlets for expression in his community, Richard was very guarded about his love of art. He quietly studied various influences, resulting in a style all his own. Early in his career, Richard found an unusual canvas for his creations: public transportation. The flamboyant

Coaster buses that served passengers along the Portmore and Spanish Town routes always needed well-designed sticker decals. They were a welcome outlet for the artist whose acclaim grew among bus operators and within his own community as well. Richard's unlikely foray into that world gave him the confidence to further develop his innate talent. With timely encouragement from his Ardenne High School art teachers, who exposed him to global art styles and local luminaries in the field, he decided to become a fine artist.

Nattoo's works vary wildly in theme, content and style, and are done in mediums such as watercolour, glass, pen and ink. He has garnered praise for his surreal, dreamlike creations that explore universal human emotions on a raw, cerebral level. Ultimately, he examines the tumultuous yet common inner space that we tend to build with our respective hopes, dreams and fears. He is a graduate of the School of Architecture at the University of Technology Jamaica, Richard Nattoo uses his acquired competencies to bolster his work in a way little seen in the local art landscape.

He has been showcasing his pieces since 2012, and has participated in group and solo exhibitions in Jamaica, UK and Ireland. Several of his exhibitions include: the National Gallery of Jamaica: Jamaica Biennial (2014), Young Talent (2015), and Digital (2016). He is a regular contributor to the Kingston on the Edge festival, most notably Explorations II (2015). Other exhibitions include Lost in the Echo (2016), Sensory (2019), Fragility (2019) and Fragility II (2019). His thematic explorations unfold piece by piece like chapters in a book. Richard Nattoo has been an awarded recipient of the 2020 Prime Minister Youth Awards in the Category of Arts and Culture, leading up to 2023.

He has been making his bond within the art society stronger by travelling to different countries and being an artist in residence. Currently, he is exploring the artistic concept of pigmentation to create nostalgic juxtapositions, based on emotion, history and his personal experiences within a dream-like setting.

Artist Statement of Richard Nattoo

Exploration has always been a constant in my life, and an integral part of my art and artistic processes. I create in an attempt to capture and deconstruct the common feelings and emotions of everyday life, so that I can examine their inner workings. At its core, my work attempts to capture the feelings and emotions I experience and to translate them into the surreal spaces that we all inhabit within ourselves. The goal is to explore feelings and emotions on murky cerebral levels and to construct the tumultuous and beautiful inner world that resides within all of us. I call this inner world the Silent Echo and my exhibitions have been about exploring this rich and textured place. A variety of mediums such as pen and ink, watercolour, glass, air brushes large sheets of Japanese paper, life-size and monumental canvases, and a variety of lighting effects are what I have worked with most recently. Each exhibition is a chapter of the journey deconstructed.

Interview of Richard Nattoo

1. What are your interests?

What are my interests as it regards to subject matter? Well right now my work is about remembering. That is the adult remembering the freedom they had as a child. Before my work was speaking about introspection.

2. Why did you decide to do Visual Arts?

I've always been drawing since I was young. So it was an obvious calling.

3. When do you create artworks?

Mostly when I want to learn more about myself.

4. What type of art style influence your artworks? (art Movements / art periods)

The impressionists and Expressionists most definitely. In addition to Romanticism.

5. What type of artistic techniques or approaches do you take towards your artwork?

I use watercolour painting. That includes wet on wet techniques and dry brush. In addition to air brushing.

6. What materials or tools in painting do you use mostly?

Painting tools I use are brushes and water-colour paint with paper or canvas.

7. What kind of Graphic design or painting tools do you use in art?

I use photoshop to plan my paintings and compositions.

8. What programmes do you use to aid you in your creative process?

Photoshop is used to plan my compositions

9. Who are the various Visual artists that have influenced your artworks thus far?

Jasmine Thomas Girvan, Fransico Goya, Francis Bacon, Claud Monet

10. What other avenues influence your artistic concepts? (Politics, Dance, religion, Music, Love, Death, Family...)

Self discovery is the main influence. Right now my works speaks about remembering the freedoms I had as a child and my journey towards rekindling that magic.

11. In what condition, emotional state and place are you more creative, if there is a certain mood for your source of creativity?

I am most creative in my reflective state. Back in the day I used to paint when I was in a mental dark space and painting was my guiding light and medicine through those times.

12. Where have your artworks been presented?

National Gallery of Jamaica, Sky Gallery, Other various spaces in Uk, USA and Ireland

13. What are your artistic achievements?

I was a 2020 recipient of the Prime Minister's Youth Award in the category of Arts and Culture. I won the Nanny of the Maroons Portrait commission and have my work displayed in the Institute of Jamaica. I was one of 9 accepted in the Noldor Residency in Ghana out of 287 worldwide who applied

14. What are you currently doing in the creative field?

Full time artist

15. What do you see yourself doing in the future?

More art and exhibitions in the future

16. What type of context or setting do you like to portray within your artworks?

very moody and contemplative

Contemplative, meaning?

The subjects are usually very introspective



GERMINATION I, 2023 by Visiting Fellow, Richard Nattoo, is a watercolour-based painting within his current body of work that continues to explore the coming of age from boyhood to a manhood. Here we find the polarity between lost innocence and rediscovery of the inner child are juxtaposed within Nattoo's compelling compositions.


As part of his research in technique and sense of symbolism, the artist used water from the Blue Heaven Spring in St. Ann Jamaica to create this work. The significance of water in a recreational capacity often forms a significant part of the liminal spaces in which Richard places his subjects. The viewer is invited into another realm of equanimity.



This 2023 painting by Richard Nattoo reveals "his current body of work that addresses coming of age from boyhood to a manhood with nostalgic sentiment. His practice explores the lost innocence of becoming an adult and the epiphany that he may have stopped certain things that he used to enjoy as a child. The work explores child-like wonder and innocence as a sacred place. A utopian reality in an environment where softness is permissible as a black man is an element his work continues to address. Creating this cathartic work is what Nattoo discusses as a turning point in rediscovering what he wants his work to communicate."



"This stunning piece was rewarded as a result of the National Open Call on October 2021 to artists to reimagine Queen Nanny in commemoration of Jamaica's 60th Anniversary of Independence (2022). The project was spearheaded by Professor Leo Douglas and speaks to a profound symbol of Afro-Caribbean history. The work is rooted in what many believe would have been a common practice of not only Nanny but of so many formerly enslaved Africans who took shelter in the Jamaican mountains. They learned and built communities around the spiritual, healing and nurturing power of our forests, plants, rivers and unique birdlife."



Richard Nattoo's artworks generally highlights self-discovery and spirituality.

The distinct blue pigmentation of the subjects in Nattoo's works is an ode to divinity. It's a reference to the blue skin of some Hindu gods like Vishnu.

In Nattoo's view, human beings are divine creatures and he seeks to highlight that as part of his artistry.



Title: Ian

Which was inspired by his own book Ian Catch Flight

Jamaican-based artist, Richard Nattoo, who's striking watercolour works often celebrate a sense of nature and its ethereal relationship to the black body within lucid moments - often imbued with liminality.

"Ian, 2022" captured is part of a new and dynamic body of work Nattoo is preparing towards his tenure at our institution where he will continue to develop his visual vocabulary.



There is no greater joy for young Ian than spending holidays at his godmother's rural, Caribbean home. He always enjoys nature and the company of his plant and animal friends, but this time he meets a new companion who shows him a magnificent place of adventure and abundant beauty.

With thoughtfulness and courage, Ian shines bright like a star as he explores a hidden world of limitless imagination. This is a summer that will stay with Ian for the rest of his life.

Reflection

Oil Paint

Reflection: when I started first began by looking for references to began my artwork i got the reference from a artist that goes by the name of Taj Frances. After I found what artwork I was going to use i then began to sketch one of his art work in my sketch pad i the changed the background of the artwork after I changed the background then started to colour the sketch then after I coloured the sketch to a transparent piece of paper then I transferred the sketch on to a canvas after the sketch was on the canvas i then started to paint I painted the artwork out using oil paint the only part of the painting that gave me the most trouble was the trees and the feathers and the last thing I did was painted in the music notes.

Screw Painting

Reflection: Next for this art piece started of by looking for reference pictures to use when i my work. when I picked the picture I was going to use I then primed the thin piece of board in a gold. Paint after i then settled it out in the sun to dry after it then sketch my reference on the board with a red marker then I laid out the screws in and out of the sketch and the gave I started to colour on top of the screws but to give the character value and lighting to the character then when done I added some four boards around then artwork next I attached boards to the outer part then I coloured it in gold. After I was done added LED lights to top edge of the frame.

Bibliography

Art of Jamaica. 2023. Painting. *Richard Nattoo*. Retrieved from <https://art-jamaica.org/artists/artist-Richard-Nattoo.html> on February 9, 2023.

Campbell, H. 2014. Jamaica Observer. Art & Culture. Picture Perfect- Jamaican artiste makes strides in US. Retrieved from <https://www.jamaicaobserver.com/art-culture/picture-perfect-jamaican-artiste-makes-strides-in-us/> on December 1, 2022.

Gleaner. 2019. Showcases at Kingston's newest art space – R Hotel's Gene Pearson Gallery. *Richard Nattoo creates unique styles*. Retrieved from <https://jamaica-gleaner.com/article/art-leisure/20190908/richard-nattoo-creates-unique-styles-showcases-kingstons-newest-art> on December 1, 2022.

Michael, T. 2022. About. *Michael Talbot*. Retrieved from <https://www.talbotsart.com/about.html> on December 1, 2022.

Michael, T. 2023. Instagram.. *talbotsart*. Retrieved from <https://www.instagram.com/talbotsart/> on January 27, 2023.

National Gallery of Jamaica. 2019. National Gallery of Jamaica Blog. *Summer Exhibition: Richard Nattoo*. Retrieved from <https://nationalgalleryofjamaica.wordpress.com/tag/richard-nattoo/> on December 1, 2023.

Nattoo, R. 2023. Richard Nattoo. *Work*. Retrieved from. <https://richardnattoo.com/> on January 27, 2023

Nattoo, R. 2023. @ Richard Nattoo. Retrieved from <https://linktr.ee/RichardNattoo> on February 16, 2023

Nattoo, R. 2023. Instagram. *djsinista*. Retrieved from <https://www.instagram.com/djsinista1/> on May 5, 2023.

Nattoo, R. 2022. Instagram. *Ian takes Flight*. Retrieved from <https://www.instagram.com/iantakesflight/?hl=en> on November 23, 2022.

The Noldor institute of Ghana. *Noldor Artist Residency*. Instagram. The Noldor Residency. Retrieved from <https://www.instagram.com/thenoldorresidency/> on March 9, 2023. The institute museum of Ghana.