

## **Table of Content**

Reference Artist 1

Artist Biography

Artist Statement

Artworks by Reference Artist 1

Interview Questions by Reference Artist 1

---

Reference Artist 2

Artist Biography

Interview Questions by Reference Artist 2

Artist Statement

Expressive Form 1: Printmaking

1. Blossom of Love- Wood Block Print
2. Catch a Grenade for You- Lino Cut Print
3. Love is the Death of Me- Linocut Print
4. Love is Driving me crazy- Lino-Cut Print

Description

Interpretation

Analysis

Judgement

Artist Comparison of my artworks versus theirs

Expressive Form 2: Graphic Design

1. Head over Heals- Book Cover
2. Cosplay Date Night- Event Poster
3. Anniversary- Gift Card
4. Tarot Cards- Card Pack

Description

Interpretation

Analysis

Judgement

My Artist Statement

Reflection

Process Pictures

Other Works and References





**Chad O'niel Smith**

*Digital Illustrator, Artist & Art Director*

## Artist Biography

Chad O'niel Smith is a digital illustrator/artist known for his thought-evoking and Surrealist-inspired artwork. He was born in Jamaica, but spent most of his adolescent years growing up in Bermuda. Smith discovered a passion for art at an early age, and has since pursued his artistic vision through a range of mediums and techniques.

After graduating from the Edna Manley College of the Visual and Performing Arts, Smith completed and achieved a Bachelor of Fine Arts degree in Visual Communication. His studies provided him with an increase in the artistic skills and insights he possesses to create the complex, multi-layered works of art he is known for today.

Throughout his career, Smith has worked with a range of clients and organizations worldwide, creating visual artwork and designs that explore a wide range of themes and topics. His work has been featured in both local and international exhibitions and publications, and has even received a few awards of recognition for his contributions to the art world.

Smith's artistic style is characterized by symbolic visual elements and is heavily influenced by the Surrealist movement. By combining visual elements through the use of photomanipulation or photo compositing, digital painting, and lighting techniques, he creates intricate and surreal-inspired artwork that invites viewers to explore the depths of their imagination.

For Smith, art is a way of expressing and processing the complexities of the world around us, while also challenging and inspiring viewers to engage with important ideas and issues. He believes that art has the power to change and transform the way we see ourselves and the world, and he's committed to using his talent to spark and encourage conversations to foster and inspire new ways of thinking.

Looking to the future, Smith is excited and hopeful about the opportunities that lie ahead. He has several upcoming projects and exhibitions in the works, and he's eagerly and passionately pursuing new avenues of artistic expression. Whether through digital art, or something entirely new, he remains dedicated to pushing the boundaries of exploration as it relates to what is possible with digital art and illustration.

## **Artist Statement**

As a digital illustrator and visual artist, I use the medium of photomanipulation to create surrealist works of art that explore a range of topics, both real and imagined. Through the use of symbolism, I seek to create artwork that conveys deeper meanings and invites viewers to engage with the ideas and themes presented in my work.

My art is inspired by the Surrealist movement, which has always fascinated me with its ability to transform the ordinary into the extraordinary. By combining and manipulating photographic elements in unexpected ways, I create dreamlike scenes that challenge the viewer's perceptions of reality and encourage them to explore the depths of their imagination.

While my work is rooted in Surrealism, I also draw inspiration from a range of real-world events and fictional stories. I also use symbolism to explore complex issues and ideas, from political and social topics to personal experiences and emotions. My art is a way for me to process and understand the world around me, and to invite others to join me on this journey of discovery and reflection.

Ultimately, my goal as an artist is to create work that is both visually striking and intellectually stimulating. I believe that art has the power to inspire change and challenge the status quo, and I am committed to using my art to spark conversations and encourage new ways of thinking about the world we live in.





**Title:** The Beauty Inside

**Artist:** Chad O'niel Smith

**Year:** 2020

**Medium:** Digital Art, Illustration

**Art Style/Movement:** Surrealism

**Concept:** A digital artwork/illustration that symbolizes the beauty of black people and their liberation from slavery. The bird symbolizes freedom from oppression, the fruits



are a symbol of growth and beauty, and the moon represents the light that kept black people hopeful while in the midst of the darkness of slavery.



**Title:** Fractured

**Artist:** Chad O'niel Smith

**Year:** 2021

**Medium:** Digital Art, Illustration

**Art Style/Movement:** Surrealism

**Concept:** A digital artwork/illustration that depicts the fractured and most often biased justice system that exists in America. Racial injustice still exists there and is still being exercised upon black people even today. The unfortunate passing of George Floyd in 2020, as well as all the other unresolved killings of innocent black people from wrongful racial profiles, to unhinged police officers pulling the trigger without proper cause, and so many more heartbreaking acts of injustice against black people in America, is what sparked the inspiration of this piece. The eagle symbolizes freedom, but the chains wrapping around it represent the bondage that still exists within the American justice system. The White House is split in half and is a symbol of its fractured state, while the gavel with blood leaking from it symbolizes all the black people who were either killed, or sentenced without proper cause due to the color of their skin.





**Title:** Life At Sea

**Artist:** Chad O'niel Smith

**Year:** 2020

**Medium:** Digital Art, Illustration

**Art Style/Movement:** Surrealism

**Concept:** A digital artwork/illustration to spread awareness about the dangers of ocean pollution and how poor garbage disposal practices can negatively impact the coral reefs and the animals that reside in the ocean.





**Title:** Blooming Hope

**Artist:** Chad O'niel Smith

**Year:** 2023

**Medium:** Digital Art, Illustration

**Art Style/Movement:** Surrealism

**Concept:** A digital artwork/illustration that symbolizes the dark history of slavery that has left a lasting impact on our society. The faceless silhouettes behind the chained foot serve as a reminder of the countless anonymous individuals who were forced into slavery, stripped of their humanity, and suffered under the system of oppression. Amidst the somber tones of this piece, there is also hope and beauty represented by the colorful flowers and the bluebird. This artwork serves as a reminder of the strenuous journey that black people have walked and endured through hope.





**Title:** Eden

**Artist:** Chad O'niel Smith

**Year:** 2021

**Medium:** Digital Art, Illustration

**Art Style/Movement:** Surrealism

**Concept:** A digital artwork/illustration that depicts Adam and Eve from the biblical event written in the Book of Genesis.

## **Questionnaire**

### **1. What are your interests?**

As it relates to art, I am interested in all forms of art from digital/physical painting, sculpture, textiles, and more. All forms inspire my own style and artistic craft.

### **2. Why did you decide to do Visual Arts?**

It was actually the over way around. Visual art chose me and it was a gift given to me by God. It was something I discovered I had the ability to use to create whatever my imagination could conjure from a very young age, most likely around 6 or 7 years old. I knew from such a young age that art was what I was meant to do for the rest of my life.

### **3. When do you create artwork?**

I create artwork every day to express my creative mind. I realize how vast of an imagination I have and art helps me to bring my thoughts to reality.

### **4. What type of art style influences your artworks? (Art Movements/Art Periods)**

I am heavily influenced and inspired by the Surrealist movement founded by Andre Breton in the 1920s. The artist around that period who influenced me the most was Salvador Dali amongst other Surrealist artists. They sought to unleash the power of the imagination and create works that were full of unexpected and irrational juxtapositions of objects, dream-like imagery, and other elements that defied logic and reason.

## **5. What type of artistic techniques or approaches do you take toward your artwork?**

My primary approach for every piece I create is to allow the art to flow. I seldom have one direct path I take when creating artwork, and I do not like to be too controlling of what my natural creative mind wants to do. When I try to force the process or the direction, sometimes the end result of the art isn't done well. There are times when I have commissions that have a specific direction given by the client, but otherwise, I allow my creativity to run its course.

My techniques mainly involve photomanipulation or photo compositing, lighting application, and digital painting.

## **6. What materials or tools in painting do you use mostly?**

I use Adobe Photoshop to create my art so all the tools I require are the digital assets and tools within the software.

## **7. What kind of Graphic design or painting tools do you use in art?**

I use a plethora of tools within Adobe Photoshop from the pen tool, digital brushes, lighting adjustments, color application tools, and more.

## **8. What programs do you use to aid you in your creative process?**

I use multiple software to create and post artwork to my online audience on platforms such as my website, Instagram, YouTube, Behance, and more. I use Adobe Photoshop (art creation), Davinci Resolve (video editing), and Logic Pro (audio recording/voiceovers).

## **9. Who are the various Visual artists that have influenced your artworks thus far?**

There are many artists who have inspired me so far because I love all forms of art, even non-visual art forms. However, visual artists who have influenced my art specifically are Salvador Dali and most surrealist artists, Noyse Works, Paula Stopka, & Taj Francis.

## **10. What other avenues influence your artistic concepts? (Politics, Dance, Religion, Music, Love, Death, Family...)**

I receive inspiration from all aspects of life and I also like to draw information from literature such as stories, biblical scripture, poetry, music, historical events, and everyday life. Always remember that art reflects life.

### **11. Which other individuals inspire you?**

Others who inspire me are my parents because they sacrificed a great amount for me to reach where I am in my career today. They motivate me every day to be the best artist I can be and I work hard to provide back to them. I am their investment and I will make sure they receive their blessings in full for all the sacrifices they made on my behalf.

My only other inspiration who is greater than them, is Jesus Christ/God. God is literally the ultimate creator, and I see the evidence of this when I see the physical creation of the planet we exist on. What man can create the sky? What man can fill the oceans? What man can place every star in space? What man directs the path in which the wind travels? What man can shake the earth or pierce the sky with lightning? These are just a few questions that reveal how minuscule we are compared to the glory and creative power of God.

### **12. In what condition, emotional state, and place are you more creative; if there is a certain mood for your source of creativity?**

I find that I'm able to create more efficiently when I'm in a peaceful state of mind. Sometimes if I am stressed with work projects or even personal life issues, it can affect my performance and mental health when creating my art.

### **13. Where have your artworks been presented?**

My artwork has been presented in both online and physical public spaces. It's important to be diverse in how and where you choose to present your work so that you can expand your audience as broadly as possible.

### **14. What are your artistic achievements?**

I have various artistic achievements, but the most significant ones are when I first discovered the type and style of art I wanted to specialize in, as well as my first television interview on CVM TV Jamaica.

**15. Which Visual artist(s), business or person have you networked with? (within the art society or outside of the artistic society?)**

It would be quite difficult to name them all because I've networked and worked with a range of entities from persons who wanted art commissions, to partnering with businesses, and more. The truth is that there are many avenues in which you can find those who can connect you to your next project or opportunity, both inside and outside the artistic society. It could be your neighbor, your family member/friend, a stranger who encounters your art for the first time, a random person on social media, and the list goes on.

**16. Do other cultures influence your artworks, if so, what are they and what about them do you find interesting?**

Yes, many cultures influence my art. I would say the African and Brazilian style of art has impacted me significantly. I use a lot of vibrant colors and intricacies in my artwork which has a lot of similarities to both styles. African art is known for its bold use of color and patterns and its ability to convey complex cultural and spiritual meanings.

Brazilian art is also known for its vibrant use of color, along with a strong sense of movement and rhythm within their works.

**17. Have you traveled outside of Jamaica before? If so, has this experience inspired or changed your perspective in any way?**

Yes, I have traveled outside Jamaica and it has revealed how vast and diverse the world really is. The upbringings and cultural backgrounds of people literally impact their entire outlook on life, how they carry themselves, how they operate, how they think and solve issues, and so much more including how they express themselves artistically.

**18. What are you currently doing in the creative field?**

I am an art director specializing in digital art/illustration mainly and graphic design secondary.

**19. What do you see yourself doing in the future?**

I have always been an entrepreneurial type of person and I currently own a business in which I provide artwork and visual designs for brands and businesses. In the near

future, I still see myself continuing and expanding my business internationally, while also providing for my wife and children/family.

**20. What kind of advice do you have for individuals like me, who will be leaving High school soon?**

My advice would be to simply stay focused. Always remember focus is more important than intelligence because although one could be the best at something, with no focus, they are no better than the one who is the worst. So find something you're passionate about, envision your goals, and focus on achieving them no matter what distractions or speed bumps may arise.

**21. What puts you in your comfort zone, when you are making art?**

I have a great passion for art and a natural self-driven characteristic, and they both always keep me eager and ready to create art. However, having peace of mind, and good calm music helps to get my mind geared up for the creative process as well.

**22. What do you do before, during, or after your artwork creation process?**

To prepare for the creation process, I first have to find the concept of what I'm aiming to create. Usually, I already know what I'm going to create due to my imagination and sometimes I'm inspired by stories, music, life events/history, etc.

Recently, I've started to use artificial intelligence (AI) technology such as ChatGPT to help gather information for my concepts a lot quicker. Then, I simply execute the creation process based on the concept and produce the artwork. Lastly, I distribute the artwork on my website and social media to promote or sell as poster prints to my audience, or if it's for a special commission, I would distribute it to the client.

**23. What materials/tools do you like using?**

These are a list of tools I currently use for the full creation process and production of my art.

- Adobe Photoshop
- Apple iMac/Macbook Pro
- Logic Pro (Audio Recording)
- DaVinci Resolve (Video & Audio Edit)
- Wacom Tablet (For Digital Painting)

- AKG P120 Condensor Microphone
- Yamaha HS7 Studio Monitors

**24. How does your background (personal, cultural, family, associates, friends, interests) influence your artworks?**

I was always a creative person since I was a child. I started off with hand drawing during my adolescent years, which later developed into digital artistic creations. I believe our backgrounds, cultures, and personal connections influence who we eventually become so I would say that I grew up in an environment that allowed me to fully explore my creativity, and it blossomed into what it is today.

**25. What kind of historical event or (timeline) does your artwork (s) connect with?**

My art is mainly connected to the Surrealist movement.



Bryton Brown

Bryton Brown is a fine artist specializing in Printmaking and Illustration. Hailing from Christiana, Manchester, he graduated from the Manchester High School in 2011 before attending and completing his four-year tenure at the Edna Manley College of the Visual and Performing Arts where he exhibited works as part of the 2017 EMCVPA Art School Final Year Show, the JCDC 2018 Art Competition and Exhibition, 2019 Grosnover Gallery Artist Residency, 2022 Printmaking Di Times Change Exhibition, 2022 JCDC Art Competition and Exhibition as well as the Creative Writing Competition and Exhibition. He has partnered with Kingston Creative, Ministry of Entertainment and the Indian High Commission to do mural paintings in Downtown Kingston for Jamaica's Vision 2030. He has also been a part time art instructor with the MultiCare Youth Foundation.

#### Artist Statement

A deeply rooted passion and respect for the visual arts, has heavily influenced my artistic creations that I have generated from my sketches and ideas. This window of imagination and complexity has been a canvas for my hands to make a reality and takes me on a journey of self-discovery into the depths of the human mind and highlights how I view the world around me. This journey is painstakingly done through harsh but rewarding use of fine marks on paper or a Printmaking print.



Bryton Brown  
Portrait Drawing  
Drawing, pencil on watercolor paper  
2021

Commissioned Portrait of someone's father. Style is more based on realism.





Bryton Brown

Rivalries: Han-dachi

Printmaking; Linoleum cut; 4 layer reductive relief print on bristol paper

2017

10.4 by 8.8 inches

Based upon Japanese swords, this showcases a Illustration based upon the Han-dachi Swords. This showcases the sword and its sheath. The flower and leaf motif on the sheath is the Paulowina flower of Japan.



Bryton Brown

Jutaru

Printmaking, Linoleum cut; 8 layer reductive relief print on bristol paper

2020

9 by 7 inches (print size) 11 by 9

Design created as a linocut demonstration utilizing new materials.



Bryton Brown  
Water Lane Derby  
Painting; Mural, acrylic paint on wall  
2021

Mural painted Downtown to reflect an aspect of Jamaican culture that can be loved by all ages of people. I utilized aspects of children's imagination and childhood such as box carts, handcart, chubby sodas, paper planes and marbles alongside the cityscape of Downtown Kingston to create something that relates to the space and Jamaicans. The style is more playful, colorful to catch your eye and very detailed.





Bryton Brown

Untitled

Painting; Illustration, pigment liners and watercolor paint on watercolor paper

2022

8 by 6 inches

Commissioned artwork illustrated as a watercolor painting. Designed to be utilized as a website background it showcases a work from home area with a rabbit as an animal spirit for the person. Done in a whimsical manner. It takes reference from View of the World from 9th Avenue done by Saul Steinberg in 1976 for the New Yorker.



Bryton Brown

Ideas

Printmaking: Intaglio, etching print printed on Bristol paper

2017





Bryton Brown

Untitled

Printmaking; Relief, 2 colour reduction print on Bristol paper.

2019



Bryton Brown

Flora-Rama-Fire-Frolic

Printmaking; Relief, linocut print on Bristol paper

2022

10 by 13 inches

1. What are your interests? - My interests involve fine arts, videogames, books ( comics, noir, history, romance, action adventure) chess, mythology and research into different cultures and animation.
2. Why did you decide to do Visual Arts? - My interest in pursuing Visual arts was born from my desire to explore what I was capable of outside of the traditional fields of work. I never saw myself as a person who would sit behind a desk in an office space. I was always a more expressive and creative person so naturally I was more inclined to explore that side of me.
3. When do you create artworks? - I tend to create artworks whenever I'm commissioned by people to design something. Whether it be murals, portraits, illustrations or signs. Outside of this I tend to create my own artworks whenever I have free time. These are usually made with the intention of selling as well as to challenge my thought process and technical skills.
4. What type of art style influences your artworks? ( art Movements / art periods) - I don't necessarily use art styles nor is my art really influenced by art movements. My work is usually influenced by my interests in life.
5. What type of artistic techniques or approaches do you take towards your artwork? - As a trained artist, I specialize in hand drawn illustration, photography, printmaking and murals. I normally approach my artworks by sitting down and deliberating on what I want to do. Research is done on whatever concept I want and I'll use references from different cultures/ mythologies if necessary. Most times I'll use pictures of people or the environment that I take in conceptualizing my work.
6. What materials or tools in painting do you use mostly? ( if the question applies to the artist) - When it comes to painting if I'm doing a watercolor painting, I use watercolor paints, watercolor paper and fine detailing brushes. If I'm doing outside wall murals, I use acrylic based paints, painters and artist brushes. I may use ladders, painters tape, levels and rollers where necessary.
7. What kind of Graphic design or painting tools do you use in art? - I use Adobe programs and artist paint brushes in my work.
8. What programmes do you use to aid you in your creative process? - I usually use Adobe software programs in my art process when it comes to editing images and videos of my work. Whether it be the quality, lighting and colour.



9 Who are the various Visual artists that have influenced your artworks thus far? - Artists who influence my work are Franklin Booth (painter with a pen), Laura Boswell, Taro Takizawa, Jed Henry, Sam Spratt, Kerby Rosanes and Bryce Kho.

10. What other avenues influence your artistic concepts? ( Politics, Dance, Religion, Music, Love, Death, Family...) - History and Mythology influence my concepts.

11. Which other individuals inspire you? - Don't have any other individuals inspiring me.

12. In what condition, emotional state and place are you more creative, if there is a certain mood for your source of creativity? - It is easier for me to create in an open environment devoid of noise and distraction, afternoon to early mornings in properly lit rooms work as well. I am capable of working under strenuous environments and I don't necessarily need to be in any emotional state to be creative.

13. Where have your artworks been presented? - My works have been presented at the JCDC Art Competition and Exhibition and at the UWI Regional Headquarters. My murals have been presented at Water Lane in the Downtown Kingston area.

14. What are your artistic achievements? - In terms of artistic achievements I exhibited my works as a part of my final year project at the Edna Manley School of the Visual and Performing Arts where I also earned my Bachelors in Fine Arts. I have exhibited at JCDC Art and Poetry Competitions, completed at least one art Residency in Jamaica and I have been apart of one major exhibit which was a Printmaking Exhibition held at the UWI Regional headquarters. Also I have a few murals that I have done under the Kingston Creative Paint the City Projects.

15. Which Visual artist(s), business or person have you networked with? (within the art society or outside of the artistic society)? - I have only networked with the Kingston Creative Group.

16. Do other cultures influence your artworks, if so, what are they and what about them do you find interesting? - other cultures such as Japanese culture influence my work. With the Japanese I'm intrigued by how they preserve and pass down their culture through generations, whether good or bad. I like how they are able to reinvent and create different forms of media with said culture into art, books, games, interesting characters, movies and animation. I also enjoy how they take civic pride in themselves and don't try to change their culture to fit societal norms.

17. Have you traveled outside of Jamaica before? If so, has this experience inspired or changed your perspective in any way? - Yes I have been to multiple countries in both hemispheres. My perspective on how people treat each other overseas versus here has changed. In terms of culture and art no it hasn't.

18. What are you currently doing in the creative field? - I am currently doing mural and art design at the moment.

19. What do you see yourself doing in the future? - More of the same, more murals, illustrations, creating prints. I may branch out and do other aspects of art like books and three dimensional art.

20. What kind of advice do you have for individuals like me, who will be leaving High school soon? - Take your time to find yourself. Make sure the direction you want to take in life is fruitful and impactful to make yourself financially stable but also not burned out but be fulfilled. Make sure whatever it is, it is something that you enjoy, if you have to go to college to make your dreams come through, then go and focus on the task at hand. If not, then focus on getting a skill and learning about what you want to do and start your journey. Never be in a rush to try to get where you are. Things take time.



**Thompson town High School**

**Territory:** Jamaica

**Registration Number:** 1001200249

**Expressive Form 1:** Printmaking

**Type of ArtWork:** Wood Block Print {Oil Paint on Cartridge Paper}

**Theme:** Love

**Title:** Blossom of Love

**Piece:** #1



## **DESCRIPTION**

The artwork Blossom of love is made up of lines, organic shapes and tossed patterns. The design is an A-Symmetrically balanced design that has a contrast of a female and a male subject of both sides of the work. Even though I would say that the rose in the middle is being emphasized on, some may beg to differ, because the colour of the design is in one flat unified colour. The warm red colour was selected, because of my theme “Love”. This work has a lot of curving lines, which are to show texture and movement of the hair stands. The Blossom of love created, can be classified as an expressionist print.

Unlike a traditional background scene, the printmaking backdrop consists of a combination of lines and colors. The central focus of the artwork is the woman herself, who exudes an air of elegance with an accessory adorning and her neck. Upon my initial observation, I noticed that the woman's facial features lack proportionality and are depicted solely through lines, devoid of curves. The predominant colours employed in this artwork encompass red. Overall, the print conveys a sense of happiness, evoking a mood and visual effect that resonate with these emotions.

## **ANALYSIS**

The design is made up mostly curved lines, because straight lines would mean that the work lacked emotion. The two persons in the print mirrored each other in the original design. At the start of the work, I wanted to focus on silhouettes only, but I realized that my artwork was too simple. So, with advice from others and my teacher, I thought of making stencils to put at the background of the wood block print. But, then, I had to change that idea, because I was told that stencil prints were not accepted. So, I worked on the design again and again. As I carved into the wood with the chisel, I used oil paint to print and thinner to clean my block/ matrix, tools, and surface that I was printing on. The board was carved and sanded over and over each time I wanted to fix the design and make another print. The materials that I printed on were regular cartridge paper and coated Bristol paper. Each print came out different, because of the amount of pressure that I applied to the block and the paper when I was using the big rolling pin.

## **INTERPRETATION**

I believe that the idea of “love” is like a plant or a flower growing and blossoming. Love for some people grows slowly, when you are in the same space or place as the plant, sometimes you don’t really see the grows. While in other cases, love grows quickly. A blossomed flower or rose is used as a symbol of telling another person that you care about them. The eyes of both persons are closed, this means they are not able to see who is in front of them despite being so close. They know that someone is standing right in front of them, but they cannot see the other individual or the fact that the love is blossoming. In another case, we can also say that love is blind, which is why they are unable to see. There is a cross at the side of the female’s neck. A cross is often used to symbolize christianity and the faith of Jesus Christ. The symbol is carved out into her skin, the meaning of this could be that the religious or belief of christ is embedded within her skin. Christianity being a part of her, could be one of the reasons why, this so called love is blossoming.

The mentioned colour which is red, can indeed evoke different emotions and impressions. Purple is often associated with happiness. The use of lines in the printmaking can suggest strong emotions or emphasize the woman's physical features. The inclusion of curves for her hair added a contrasting softness to the overall composition. The woman's eye lids are facing downwards, indicating that probably she is crying and reflecting the overall mood of suffering. This interpretation aligns with your observation of the painting. It's important to note that without specific information about the painting or its title, it's difficult to provide a definitive analysis. Artistic interpretations can vary, and different viewers may perceive and interpret artworks differently based on their own experiences and perspectives.

## **JUDGEMENT**

I think that my artwork is really good, not because I spent a long time working on it, but because I tried my best to work within the size restriction and reference examples of the elements and principles of art. The lines that I carved out are really neat, and my prints came out clean without any smudge and finger prints.

**Thompson town High School**

**Territory:** Jamaica

**Registration Number:** 1001200249

**Name of Student:** Aldane Burrell

**Expressive Form 1:** Printmaking

**Type of ArtWork:** Linocut Print {Rubber & Oil Paint on Cartridge Paper }

**Theme:** Love

**Title:** Catch a Grenade for you

Piece: #2



## **DESCRIPTION**

The catch a grenade for you can be classified as another expressionist print. I believe that I added other art styles to the work too, these include: symbolism and surrealism. Unlike a traditional background scene, the printmaking backdrop consists of a combination of wavy lines and colours. These wavy background lines are showing flames of fire. The central focus of the artwork is the woman and a man. The woman's facial features are depicted solely through lines and curved shapes. The predominant colors employed in this artwork encompass red. The composition of the artwork is A-symmetrically balanced, with opposite genders on either side.

There is a contrast between the red versus the white, the heart versus the grenade, organic shape and forms versus geometric shapes and forms. The wavy lines give the illusion of movement throughout the background of the design. Having the background look crowded, shows a compact space that is isolated. The people look trapped in the flames. I was advised to cut the matrix, so the print did not seem too crowded. The cut rubber added an interesting shape to the print and it made the negative versus positive spaces seem more interesting.

## **ANALYSIS**

Most of my prints that I made for this design at first were all simple prints with not much detail. As the weeks progressed, I had to reprint and redraw my designs over and over again. At first I drew my design on an old piece of rubber. Due to the rubber getting cracked because it was old, I tried to use the cracks on the matrix as a part of my print. The interpretation you provided of the colors, lines, and emotions conveyed in the painting seems reasonable based on the description you provided. The colors you mentioned, such as red can indeed evoke different emotions and impressions.

Red is often associated with happiness, danger and love. The use of lines in the printmaking can suggest strong emotions or emphasize the woman's physical features. The inclusion of curves for her hair could add a contrasting softness to the overall composition. Indicating that she embraces the mood of happiness with the reflection love. It is important to note that without specific information about the Print, its title, we are able to see what the work is showing. During the starting process of this work, I was not able to get the details carved out to show this clearly. But, after weeks of carving into the rubber and starting over, the drawing and the print is strongly representing the theme "Love". Artistic interpretations can vary, and different viewers may perceive and interpret artworks differently based on their own experiences and perspectives.

## **INTERPRETATION**

I wanted the audience to feel happiness, but then again question that same happiness that the feel when they look at the artwork and its title. On the left side of the print, it is providing statement that explains how all women feel and the agony that they are consistently in love with. The audience can see that the woman has given up everything in order to be with her lover. I have expressed the behaviour of woman in my artworks several times. Even though there are moments of silence and contentment. The emotions of the people portrayed in my work tend to show similar or totally different emotions at times. These may include: happiness, agony, frustration versus sadness, life versus death, future versus the past, and love versus war.

On the right side of the artwork, we are able to see that the grenade is merging with the heart on the left. This artwork could mean that both persons love each other that much that they would fight for each other or go in harms way for each other. Meanwhile, they work could be saying that the man prefers war and aggression over love. There are times when the love of a female is often frowned up on, hence the furious flames. I wanted to express my appreciation that I have for her through this print, because I want the audience to understand her.



## **JUDGEMENT**

The printmaking relates to the entire female and male community. This community can understand the print and know what I was trying to portray. Every woman and male is able to understand and comprehend the message behind this print, as we all feel the same way at one point in our lives. I believe that this is a strong value in the artwork. The weak value lies not having different colours. But, despite wanting to have this, the work shows how much days of efforts and labour that went into it. The simplicity in the shape of the people allows the viewer's eyes to rest and not be too busy trying to search through the work. The lines were carved deep enough unlike my previous matrices and the design was printed neatly.

**Thompson town High School**

**Territory:** Jamaica

**Registration Number:** 1001200249

**Expressive Form 1:** Printmaking

**Type of ArtWork:** Lino-Cut Print {Rubber & Oil Paint on Cartridge Paper}

**Theme:** Love

**Title:** Love is the Death of me

**Piece:** #3



## DESCRIPTION

The artwork has a variety of thick and thin lines. There are regular patterns of triangular shapes to the right of the matrix. Within the geometric shapes are four irregular shapes representing the spine of the character being emphasised in the foreground. The thin lines were used to carve out the detail of the skeletal structure, meanwhile thick lines and shapes were used to emphasize the background, eyes, teeth and silhouettes. There is a nice clean contrast between the negative and positive spaces carved out from the rubber. The progressive shapes are used to carved out the design for the teeth. The negative space underneath the bridge shows an empty section where the bruised heart walk out of.

The straight lines behind the bandaged heart of wrapped rectangles represents the heart moving away from that empty space under the bridge. Above the bridge, we can see the irregular shaped silhouettes of a male and a female. The male is kneeling, while the female's back is turned as if she is fed up. Within the foreground of the image, the emphasized skeleton has a cracked skull, and these same cracks make the shape of a heart.

## **ANALYSIS**

Working with silhouettes and surrealistic characters who are expressing their emotions are the foundation of all of my work. Depicting inanimate objects without exaggerated feeling leaves me work looking boring and incomprehensible. Hence, the reason why I chose the theme of Love. Love is the death of me, is showing where a male sacrifices himself to be with the one he truly loves. This piece shows that love is painful. Overwhelming and sometimes worth the need to sacrifice your self to please the one you love. This can be classified as an expressionist printmaking.

The background of the scene consists of a combination of thick lines and a flat simplified colour. The central focus of the artwork has a skeletal structure that is the remains of a person. Upon my initial observation, I noticed that the man's facial features is A-symmetrically balanced and are depicted solely through lines, and curves. The predominant colour employed in this artwork encompass red. The overwhelming mood and visual effects evokes pain, disappointment, apologetic, betrayal and regret. The background of the two silhouettes highlight these emotions, meanwhile the foreground and the mi-ground is emphasizing on death, bruised hearts, stabs in the heart and an imprint that the hurt heart left on the skull or the skeleton.

## **INTERPRETATION**

My personal belief of this work is the fact that “love” can kill, cause death, and cause hurt. No matter what a person does, whether they had good intentions or bad, it eventually can cause a person to die, emotionally or literally. The hearts on the skeleton that are dripping blood, shows that love or the heart itself can drain a person to their own demise. The cracked heart in the skull shows that love leaves a mark on every person wherever it goes. The bruised heart that is bandaged up is walking away from a space where it has experienced hurt repeatedly, and it is ready to heal and move on. The two silhouettes in the background is showing that the female has turned her back on every kneeling and begging apology, because she does not want to experience disappointment.

## **JUDGEMENT**

I believe that this artwork is my best piece, despite trying to design the matrix in hot glue and other silicone at first, then ending up being disappointed in the results of the print. I believe the carving from the flat rubber gave my design life and visual aesthetics. The prints were neatly done, and the solid background gave it a nice finish.

**Thompson town High School**

**Territory:** Jamaica

**Registration Number:** 1001200249


**Expressive Form 1:** Printmaking

**Type of ArtWork:** Lino-Cut Print {Rubber & Oil Paint on Cartridge Paper}

**Theme:** Love

**Title:** Love is the Death of me

**Piece:** #4



## **DESCRIPTION**

The Foreground of the artwork has a large character dressed in a suit, tearing his skin off his face. The negative space on the man's outfit is used to represent the collars of the shirt and the jacket. The overlapped suit has two visible buttons in the center of the shirt. The man is wearing a ring on one of his hands. The Thin slightly curved lines are used to represent the details within the print. The mid-ground of the print has a female carved in simple organic shapes, showing a heart that she ripped from her chest. The heart is not pumping blood and below her breast where the hollow space is is not bleeding. The background of the artwork had a small plant turning into a tree shaped heart with flames on either side of it.

## **ANALYSIS**

The artwork was carved from a flat sheet of rubber. A surrealism and symbolism approach was taken to make this artwork. The carved design focused on mainly lines and very few shapes. The reference for the man was taken from a clip art found on the internet. Because I did not want to use the same design, I modified and appropriated it, so I could add my own meaning and setting for the work.

## **INTERPRETATION**

I want audience to see that the man who is representing me was suffering when I created this work. My expression of saddened behaviour is expressed through my works several times. I wanted the audience to see my pain of hurt, frustration and disappointment. On the other hand others could say that they would frown upon the male character who is me; because despite the female taking out her heart and giving it to me, I am rejecting it because I am frustrated and going crazy. There is not blood pumping from her heart nor draining from insides, which could mean that she has already been drained and dried up, or she never had any feeling and blood connection to the man. It could also mean that the man cheated, because there is a ring on his finger, but not on the female.

## **JUDGEMENT**

I think that my work could have been better. But, the design that I carved out printed fairly good. I think the composition of the foreground, mid-ground, and background is organized properly and the proportions between each character is visibly accurate according to the distance between each.

## **Artist Comparison**

## Bryton Brown -PrintMaking



Based on Bryton Brown's artwork, it can be seen that there are different colours projecting in the artwork, and his work is also presented in a rectangular shape frame. Triangular shape can also be identified in the background of Mr Bryton's work. While my work has a heart shape top framed with a one eighty degree base, my artwork also has one colour throughout the whole presentation that helps to emphasize the image presented in my artwork. The holding of the boom in my art piece shows bravery and love. While his art piece has a Japanese mask that represents bravery as well a fighter. We are unable to identify the gender of the character, because it does not matter what gender you are, a warrior is just someone who fights for what they believe in.

## Description of Artwork



The artwork is a eight layer colour reduction linocut print.

After nine colours and eight layers. "I Managed to get 10 out of 13 prints. 9 in great condition so I say that's quite impressive considering I had many problems just printing this. Felt to get more practice in with character designing and trying to implement more use of colour especially with how I integrate white and black into a composition." Brown, B. (2020)



## Describe

The printmaking work by the printmaking work "Sutari" by Brydon Brown. This is a high piece by Brydon Brown from 2020. The background is well done with a light mixture of colors. The main thing is the woman she is the focus point of this printmaking. She is wearing an accessory on top of her head which show her elegance. My first impression of this printmaking is the smile on her hand that's only gifted with curves and patterns. The main colors used are red, yellow, brown, white and ash gray. This the visual effect is that it's joyful ~~and~~ could say happy.

## Analyze:

The colors use are meant for this piece of art. The ash gray that is used on her face and hair fit perfectly. This can be say to interpret the emotion happiness. This artist must have strong physical features or that her different emotions were felt passionately as curves are usually seem to be be technically strong elements. Because the woman is in a good mood can say this is mainly ~~emotional~~ happiness.

## Interpretation

I believe the Brydon was happy when he was doing this artwork. ~~The~~ Everyone can feel happy while seeing this artwork. So the feeling warmth of by artwork is definitely pleasing and can only be because of happiness. This artist wants you to laugh even in rough times. The audience will understand how to feel ~~for~~ towards this piece.

## Judge

This can only be said this woman was done perfectly. The woman environment can understand when to be happy in rough things. Every woman can comprehend the message behind this grinning piece, we all feel the same way about it. The value are in the colors and curving done but they all match their locations.



## Artist Comparison

Chad O'Neil Smith – Graphic Design



"Injustice"

PRINTS AVAILABLE! [!\[\]\(c3d993ca47bfe2a953c700506ce31fa0\_img.jpg\)](#)

(8"x11" / 11"x17" / 22"x34" / 33"x51")

Medium: Surrealism (Digital Art)

Designed/Created By: @shadonielfgx  
(2019)

#life #death #Jamaica #murder #police  
#policebrutality #shadonielfgx #shadovijon  
#songcover #song #coverart #graphicdesign  
#album #albumcover #mixtape #mixtapecover  
#music #musicproducer #God #Christ #Jesus

## Comparison

The work of Chad comparing against my own. Chad work is actually better than mine it's clear he is a better artist. His work has more interest than mine. He has better talent than me I stand no chance of comparing my work to his. We do the same type of work but he does it better.

## Describe

The Injustice by Chad Orzel on January 30, 2020.  
This type of artwork can be said to differ from the term Injustice. The background is completed with different colors. The skull is the main focus of this painting. It actually shows a little suffering eye to the rose coming out of the eye. My first impression of the artwork was the skull that has been created by curves and lines. The main colors use are black, gray, red, peach and green. The mood of the artwork is set mainly of shapes, patterns and curves. The mood and visual effect that this painting has been done in can be considered to be sadness and Injustice.

## Analyze

~~The~~ All the colors use are different but goes together well. The flowers coming out of the skull can convey us sadness. This work is created with mainly shapes, patterns and lines. This has very strong element/features that of other emotions. The eyes look like to be bleeding through the bottom of the skull because the rose goes through the eyes. The main mood is sadness, suffering and Injustice.

## Interpretation

I believe that Chad use his painting to speak for his emotions. ~~So~~ like he wants the audience to see his way on the Gr Justice that happen around us on a daily. This behaviour has been displayed in multiple artwork he want us to know and feel what injustice is and understand the pain he is going through. Chad demonstrates the appreciation that he has for Gr Justice and suffering.

## Judge

This may be evoke has sadness and pain as mentioned already. This is due to the mood with also the colors that he use. Not only these technical elements but also they say a lot. The amount of people going through suffering and sadness can relate. Its able for people to understand and comprehend the message through its work so we can all feel the same way. The weak values lies in the colors that are chosen. It was very easy to interpret this artwork.





"Duality of the Heart"

Created By: @chadonielfgx

Service: Surrealism / Cover Art /  
Illustration

### **Description of "Duality of the Heart"**

#heart #dove #crow #love  
#heartbroken #songcover #song  
#coverart #graphicdesign #album  
#albumcover #mixtape  
#mixtapecover #musicproducer  
#God #dancehall #surrealismo\_mx  
#illustration\_daily #ps\_mystical  
#beautifulbizarre

## Critical analysis Art critique

### Describe

The project: Duality of the Heart by Chad Orick in Jamaica on February 4, 2020. The artwork can be considered emotional piece. This is an actual expressionism art. The artwork considered a complete in different patterns and ~~textures~~ colors. The Heart is the focus part of this work. The heart as you can see that seems to be dealing with a light part of the feeling and a darker part which the birds show. My first impression of the artwork is the birds which is not proportionate and are only with line, curves and patterns. The main colors that are use are black, red and white. The mood and visual effect that this painting offer ~~can be~~ can be considered as sadness, mis emotion and suffering.

## Analyze

All the colors used can be All the colors use are quite different as each color conveys somewhat of a ~~separate~~ separate impression. The red all around the painting is ~~the~~ can convey as the sadness and suffering. The Background included the black and white bird mix emotions and can be said the author was in ~~at~~ a dark place at this time of painting. The artwork is created with mainly patterns, shapes and lines which can be said as physically features shapes are strong technical elements.



## Interpretation

I believe that Chad wanted the auto audience to feel to relate to this ~~art work~~ artwork and provide a statement about how ~~is~~ this is in life. The ~~of~~ time when you have doubt are feel a mixture of mix emotions. Chad has expressed the behavior of feeling sadness. So the feeling conveyed by this artwork is sadness and suffering. The author wanted us to can relate to him during this time. ~~He~~

Judge

At last The artist value maybe ~~straight~~ Straight Poin and  
suffering as mentioned previously. This is because of the the  
color that had use in is work along with the shape's draw  
and the pattern he formed. This work can be related to the  
entire suffering community. This community can understand the ~~painting~~  
work of hard and know what the author is say through is  
work. I believe that there is strong value in this painting. It  
was not confusing to interpret the areas of this piece as the  
color that was use that match perfectly.



Add picture that reflects your  
self/  
personality/  
your artwork/  
a part of your face  
here

{a clear portrait or profile of  
yourself should NOT be here or  
on the cover of your journal}

### **My Artist Statement:**

Instead of writing your name, write your I.D. Number

My interest are as is to: Reading novels, creating out works, playing mind games and stocks trading. As an artist, I devote a lot of time creating artworks that reflect issues of Jamaican society. Situations that affect our life's journey towards development and preparation towards education and other prospective goals that inspire hope, all of which are explored through my Art working time is precious. I use mine to make spectacular artwork for the world to sew not only Jamaica. Every one of my art works have a story behind it all have a past and a future.


The aim of my artworks is to let people enjoy themselves and know that there is enjoyment in my art work .The viewer can make a difference within the lives of the youths, by motivating them to change the ways in which they behave and react to other people and themselves. These kinds of artwork are used to communicate with the public. Let the world know they are not alone , to feel loved from these works and to take the love a show towards others .

My artworks are to publicly promote people to fight for themselves and their human rights, as we stand for a change against the reoccurring issues affecting and influencing our lives and culture. Most of my art works are use to up lift people and they come . Bring enemies and families closer together. The reason I like to make art is because it makes me feel at peace. I prefer music for my theme because I like the settings I can use in my artwork

## **Reflection**

The name of my option is love. The title of my works are : Catch a grenade for you, your love is the death of me , Crazy in love and Blossom of love . What inspires me the most to even get me started was love , the feeling it brings how people are desperate to show love to other . The necessary sacrifice they are are will to go through to make each other happy while being in love . All my pieces of work have to do with love . Each of the pieces have a different story behind it like for instance the "Crazy in love " is with the guy willing to sacrifice his humanity to show his spouse that he loves her, while in the "Catch a grenade for you " the two are will to give up their lives to be together, In the "Your love is the death of me" Is one where the male is giving his all for a chance to love the lady of his dreams and "Blossom of love " are a young couple giving love a chance in their life's .One of the most important elements used are shapes and forms. The forms come in where I format the design of each work individual. The shapes comes in with the shaping out of the different types of images on each canvas. The process of creating each art works are similar expect for one that " Blossom of love " where I had to draw on a piece of board the carve out the image that's has been drawn using a carving tool then is been sand down perfectly for no mistake, after that paint what applied on the surface to make the necessary prints. The same things has been done for the rest only difference is that of using board I use a rubber canvas the proceed to begin the drawing as stated above for the rest of information. The prints of each will be added. I had a few minor challenges with the prints to get the straight one the paper but I over come that as you will see in samples. My work and theme connects the Caribbean by show each other to show love and don't give up no matter the circumstances just have faith. The message I try to give is that love is there it just need to shown and appreciated my people more. My Art works have been very successful no issues or problems with them. I like about the artwork that it's about and why to that is because love is a great thing and not everyone has the chances to experience it but those who experience enjoy it to the fullest. If there was something to be done to make this better it would have been done already due to my lack of admiration for these artwork and this theme. I would not change a thing about these are work they are perfectly fine.





**Thompson town High School**

**Territory:** Jamaica

**Registration Number:** 1001200249

**Expressive Form 2:** Graphic Design

**Type of ArtWork:** Gift Card

**Theme:** Love

**Title:** Anniversary

**Piece:** #3

## DESCRIBE

The Gift Card ANNIVERSARY, can be classified as an expression of love through graphic design. The flowers coming over consists of a combination of irregular lines, organic shapes and a combination of bright popping colours contrasted with soft cool colours. The central focus of the artwork is the couple together embracing love. The facial features of the man and the woman are showing subtle emotions and a very interpersonal embrace. The proportions of the man is very muscular and filled with rough lines, The darker tone of the purple in comparison to the sky-blue colour of the female, presents the appearance of a softer and less muscular appearance. The details of both characters are made of of lines and very few light and dark tones. The background has a pale pink colour which makes the dark mid-ground of the characters show better. The foreground on the other hand shows a lot of shocking yellow and green that created a framed look around the man and the woman in the middle.

The man is wearing a white merino and the female is wearing a red, green and yellow merino. The left hand of the female is wrapped around the neck of the man, as he put both of is arms around her waist and the right arm, his hands are resting on her belly. Below her belly the red, green and yellow merino is slightly raised, allowing the viewer to see her tummy. Then we are able to see that she is wearing a green shorts with strings hanging. The whole artwork used mainly lines, colours and very few shapes. In doing so, We can see that the some of the design is showing repeated pattens, lines and mirrored patterns. This artwork referenced the Art Nouveau and pop art style.

## **ANALYSIS**

The soft cloudy colours, give the work a subtle and soft look. In comparison with my printmaking artworks I could not get these nice colours, so my prints versus my graphic design pieces are showing opposite emotions based on the theme love. As mentioned before, colours evoke emotion. The blue indeed evoke different emotions and impressions. Blue is often associated with happiness and love and shows a pure loving relationship. The hair of the two people are dark, thus showing the look of the people being coloured or mixed. When drawing in photoshop, I am not really good at getting the details of the hair, so what I did was to use a darker shade, then get a bright colour and use lines to add texture to the hair. Using the smudge tool results in photoshop freezing and sometimes it does not turn out how I want it, so I mostly used it for the skin of the two people. Flat colours were used to design most of the work. A colour pallet was downloaded from google and I used the teardrop tool to select the colours that would match with the whole artwork.

## **INTERPRETATION**

I wanted the audience to look at the anniversary card and feel nostalgic. I did not want to use the typical colours of red and white for the theme, but to add my personal touch and overall connection that people can relate to. The Anniversary card had a non traditional appearance. Even though I used a hallmark card as my reference, my work looks nothing like it. The picture that I referenced was showing a couple together just standing. I wanted to add playful colours that represents a park scenery but, I could not think of a way to do that so creating a border of flowers in happy and bright colours was my last option. Though the two people are not expressing any smiles or showing teeth to say that they are happy, the mere fact that they are embracing each other and gazing gracefully says everything about the fact that they love each other. Yellow tends to represent sunshine, positive feelings, joy and happiness. Green represents nature, growth, good health, rebirth and other positive things happening throughout life.

When we are giving a gift to someone, what you are giving usually mean something to you or the person that you are giving it to. While red roses mean passion, yellow roses represent friendship, caring and a happy bond between people. The happy anniversary gift card would mean that these two coloured people are celebrating the fact that two best friends got married to each other.

## **JUDGE**

At first I thought that my flowers were not drawn properly and had too much green lines. But, I realized that the green complimented the yellow. The blue complimented the purple and the background is not one plain white section but a light colour that contrasts with the whole design. Though my drawing of the two characters does not look like the original image, I think that I did a good job with the composition of the work.





## DESCRIBE

The artwork is filled with light cloudy colours and tones. The background of the drawing had monumentally mountains, scaled, and were drawn to show the perspective between the skeletal person in the foreground. The foreground is made up of mostly lines and colours. By doing this, we are able to see the texture of the grass. The white and grey clouds give of a puffy look. The mountains in the background are not showing any textured details, just shows and faded tones on the smooth colours because the details can not be seen from a far.

## ANALYZE

When I just started graphic design, this was my first artwork that I made on the drawing tablet. I asked my teacher to pose as if she was reaching for something. The photographs that were taken were used as my references. At first I found the details too much to draw on the tablet, because I was new to digital drawing in that sense. I decided to make the drawing simple and use the outline of the picture to do the drawing. Afterwards, the work turned into a silhouette design. I have to habit of drawing skulls, so the skull and the flowers were drawn long after the background with the mountains were drawn. I smudged out most of the colours and lines for the mountain.

## INTERPRETATION

The artwork, as stated in the biography, is a storybook cover designed based on a fictional storyline. The grass growing into the skeleton, forming a part of its body, represents love and growth. Even when we are lost in the wilderness of nature, we can still search and reach out to love. Reaching out in the air allows us to touch the hearts of others.

## JUDGEMENT

The blue and the different shades of pink created a nice contrast in the design. Both warm and cool colour schemes of blue and pink were used. I believe that the grass and the flowers helped to hide the fact that i am not good at drawing the feet and the hands really well. With that being said I think the colour scheme and the composition of the book cover created a nice design.



## DESCRIBE

The artwork referenced the Pop Art style and surrealism. The artwork has a warm coloured brick wall of orange and red. The brick wall has on the om symbol, that speaks to the sound of the universe and that of god. The om symbol is used to represent the vibration of the universe. The background has rectangular shapes within a symmetrically balanced rigid shape. The mid-ground is showing a grey tone wall, and the foreground of the artwork is made up of lines and colours. On the right side of the poster we can see pink irregular shapes and white lines, meanwhile the top and the left side of the poster has light blue rectangular shapes.

## ANALYZE

The design for the brick was designed first with the idea of a candle in mind at first. Then afterwards, I had intended on having the brick wall within the shape by itself printed on a shirt. I changed the idea of having this, because having a brick wall with a transparent background was thought to be too simple and boring and never reflected the theme of love. The idea of designing the poster was an after thought. In order to have all of my works tied in with each other, I used colours that we close to my other digital drawings in photoshop. Two pictures were referenced from the internet and appropriated into the pop art style. The Comic San MS font style in photoshop was used to add the text to the poster and then smooth edged paint brush opacity was reduced and used to paint faded white and light blue colours for the background.



## INTERPRETATION

The colours use bring out the need for you to attract people. The use of lines and style in graphic design. The collision of both the male and female together could add a contrasting happiness to the overall composition. Indicating that they are both expressing love. In the mood of happiness with the reflection love with both. The work is showing the concept of love and the idea of expressing love is see through like an x-ray machine. Instead of someone being behind a brick wall both of them are in front of a brick wall. The blue skull that is above the wall is representing the spirit of the man rising above his wall of security. The female skeleton in pick is reaching up her left hand towards the mid-ground, this means that she is introducing to the public the couple.

## JUDGEMENT


I believe that my artwork is simple and clearly referenced the pop art style. The a-symmetrical compositions and proportions of the body looked neat in comparison to some of my designs that I have worked on before.







**STRENGTH**



## **Thompson town High School**

**Territory:** Jamaica

**Registration Number:** 1001200249

**Expressive Form 2:** Graphic Design

**Type of ArtWork:** Cards

**Theme:** Love

**Title:** Tarot cards

**Piece:** # 4

### **DESCRIPTION**

- The artwork shows four different pieces to the top left. The character is seen resting on the head of a lion while wearing a green robe while the lion has golden fur.
- The next artwork positioned to the top right is showing a cartoon-like dog hovering underneath a compass surrounded by thick clouds and green plant life. There are weird symbols on the face of the compass. There's an X over the compass, and there's a ribbon on the left of it.
- To the bottom left, the character is seen riding a bicycle. The character is a skeleton wearing an orange robe while having a green scarf around his head. The character is in some grey pants and wearing green shoes. The bicycle rim has a rainbow like aura within the rim of the wheel.
- In the bottom left, there is a sun wearing a Jamaican headband, and the sun has a human face looking up. The character has a golden glowing aura surrounding the character.

### **ANALYZE**

Pictures from other tarot cards were referenced and I appropriated the artworks and redrew them in my own style based on the theme love. The work was drawn on paper then I redrew them in photoshop. The art style referenced the art nouveau colour scheme and the drawn style of pop art.

### **INTERPRETATION**

The artwork is about reading a person based on their date of birth, personality and luck. The designs are appropriated designs of other tarot cards that I referenced. I believe that the moon drawing with the handkerchief around its head is really relatable to the Jamaican setting. I believe that girls are attracted to gangster guys that are cold, which is why the handkerchief is around the male moon's head.

### **JUDGE**

I don't think my artworks were done properly even though the few drawings that I did look okay to me, because the entire deck of tarot cards were not drawn and I did not get to put enough things based on the Jamaican identity in it.